
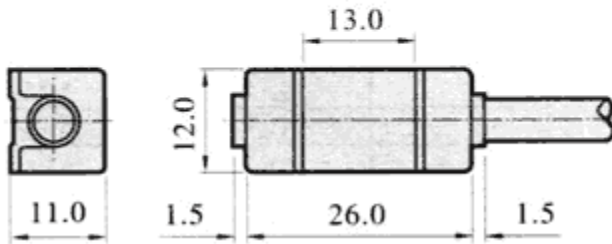


# Sensor Switch

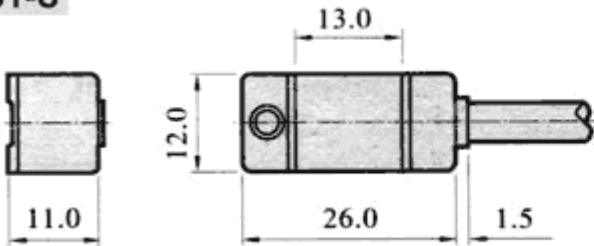


## RELATED SIZE

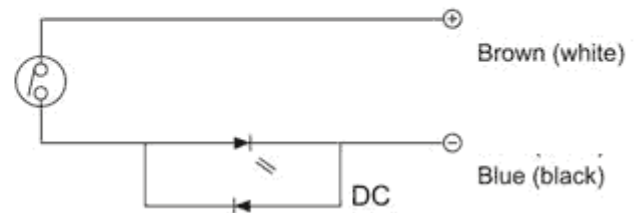
### CS1-F



### CS1-U



## WIRING DIAGRAM



## SPECIFICATION

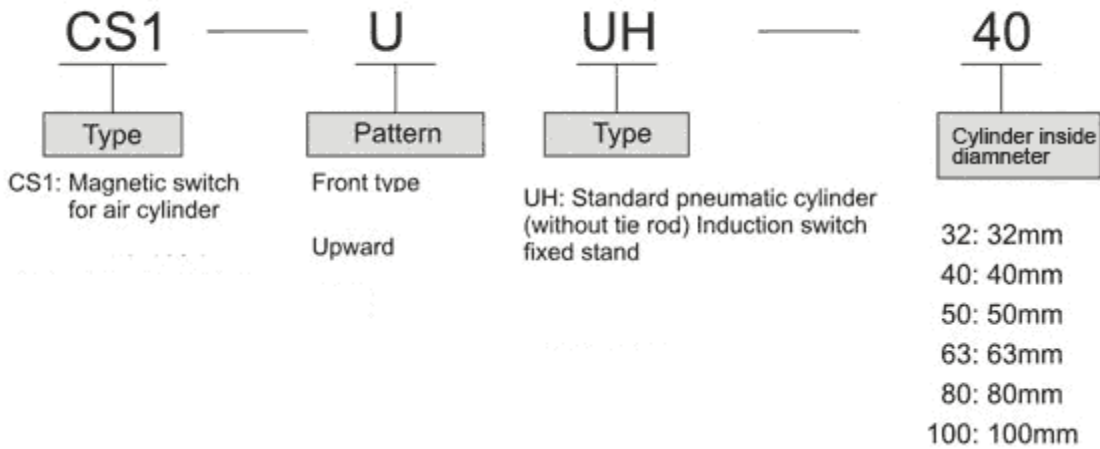
Induction switch pattern	Use voltage range	Use current range	Reaction time	Anti-shocking	Vibration-proof degree	Application temperature scope	Protection rank	Indicating lamp	Electric wire length	Life
CS1-F CS1-U	DC: 5V~240V AC: 5V~380V	DC: 5~60mA AC: 5~50mA	1ms	300m/S <sup>2</sup> (30G)	10~55Hz	0~60°C	IP-67	LED	2M	至少500万次



Tel: 86-577-62698557/E-mail: [sales99@chinacnzj.com](mailto:sales99@chinacnzj.com) <http://www.chinacnzj.com>



ORDER NO



For example:

1\ Wants to order and the standard air cylinder (without tie rod) necessary, pattern for upward magnetic induction switch. Its correct order code code number is: CS1-U.

2\ Wants to order and the cylinder bore is the 63mm standard air cylinder (without tie rod) the necessary magnetic induction switch. Its correct order code code number is: UH-63.